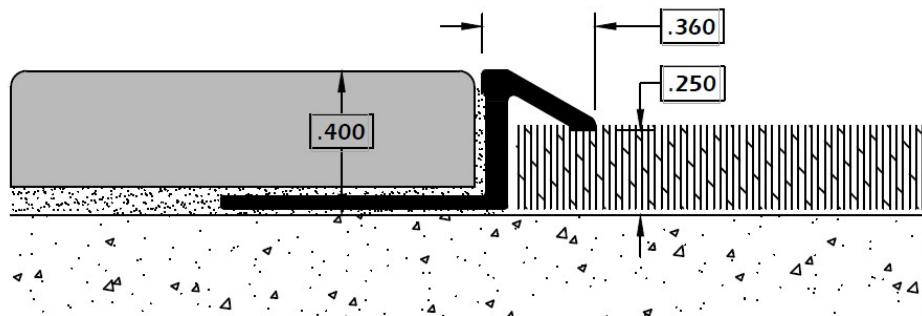


CTC 38 CTS


Carpet Trim – 11/32" REVEAL

- 30° slope provides a smooth transition from hard surface to carpet.
- Can be used with stone, tile, or wood floors.
- Overhang prevents frayed carpet edges.



Installation Instructions

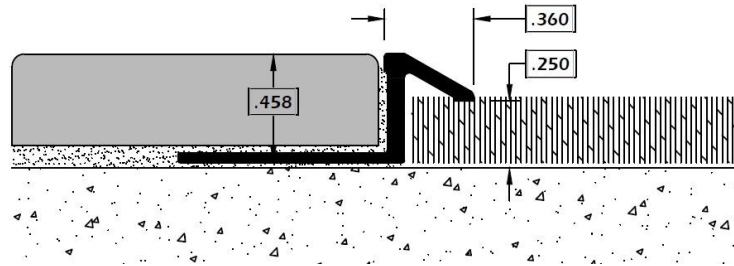
- Adhere perforated leg to sub-floor with construction adhesive.
- Cover entire leg with adhesive and set tile or wood flush with top of carpet trim.
- Leave up to a 1/16" joint along the edge and grout as usual.
- Carpet should be tucked under the overhang when installed.



CTC 716 CTS

Carpet Trim – 11/32" REVEAL

- 30° slope provides a smooth transition from hard surface to carpet.
- Can be used with stone, tile, or wood floors.
- Overhang prevents frayed carpet edges.



Installation Instructions

- Adhere perforated leg to sub-floor with construction adhesive.
- Cover entire leg with adhesive and set tile or wood flush with top of carpet trim.
- Leave up to a 1/16" joint along the edge and grout as usual.
- Carpet should be tucked under the overhang when installed.

